




Piping Plover Fortune Teller

Test your knowledge about Piping Plovers!



	5 6 9	
4	Where on the beach do Piping Plovers hide their nests?	How long must Piping Plovers incubate their eggs?
4	Give two reasons why dogs should be kept on a leash?	How many Piping Plovers nest in Nova Scotia?
3	How old are Piping Plover chicks before they can fly?	Where do Piping Plovers live during fall and winter?
3	How old are Piping Plover chicks before they can fly?	Where do Piping Plovers live during fall and winter?
	2 1 1	
2	Do Piping Plovers eat worms?	Is it best to walk on dry or wet sand to avoid stepping on plover eggs?
3	Chicks are strong enough to fly when they are about four weeks old	Where do Piping Plovers live during fall and winter?
4	Give two reasons why dogs should be kept on a leash?	How many Piping Plovers nest in Nova Scotia?
4	On the open dry sand between the high tide mark and dunes	Mom and Dad plover incubate their eggs for four weeks
5 6 9	Where on the beach do Piping Plovers hide their nests?	How long must Piping Plovers incubate their eggs?

What is your knowledge level?

8 Correct= Expert...wow, you're ready to share your knowledge far and wide!

6-7 Correct= Adult...you're ready to start your migration!

4-5 Correct= Fledgling...your wings are gaining strength!

1-3 Correct= Chick...a few more tries and you will be able to fly!

0 Correct= Egg...keep trying and you will be ready to hatch!

How to build it: Cut along outside lines of fortune teller. Fold along all lines. Open square with white side facing up. Fold corners with plovers and numbers towards middle of square. Turn over with writing facing up. Fold numbers towards middle. Fold in half and use your fingers to open up the fortune teller (large numbers should be visible when you move fortune teller).